

Cincinnatus Student Voice - Elementary



Building People and Organizations

		Assets		Emerging Strengths		Possible Risks	
All	158	25	83.3%	5	16.7%	0	0.0%
3-4	94	27	90.0%	3	10.0%	0	0.0%
5-6	64	22	73.3%	7	23.3%	1	3.3%

1. Shaded areas indicate totals of SA/A as follows: Green-75% or greater, Asset. Yellow- 50%-74%, Emerging Strength. Red- less than 50%, Possible Risk.
2. SA = Strongly Agree, A=Agree, S= Somewhat, D=Disagree, SD= Strongly Disagree, NA= No Answer.
3. The Scaled Score (SS) is an average of the point values assigned to each response: SA=5, A=4, S=3, D=2, SD=1, NA answers have no weight.
4. Commentary is unedited with exception of data redacted by the organization.
5. Number of respondents may vary by section based on completion rates.

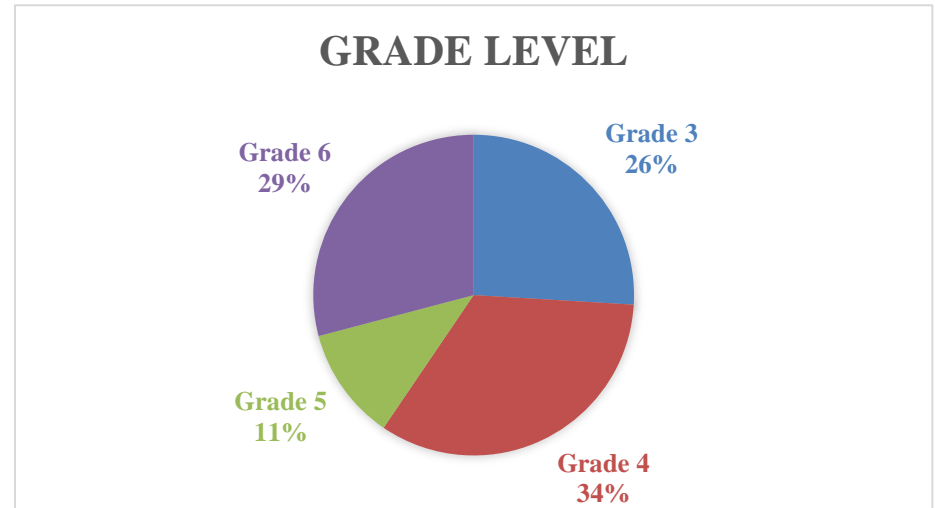
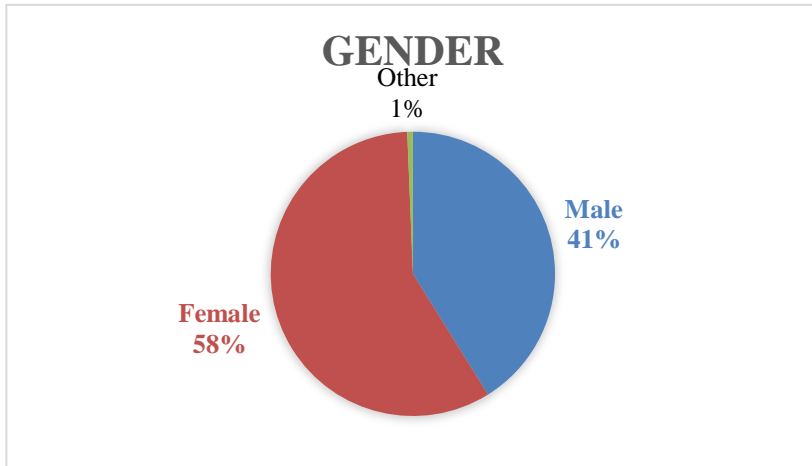
© PLC Associates, Inc.

Published: December 2016

Check In

Grade Level

Grade 3 41
Grade 4 53
Grade 5 18
Grade 6 46



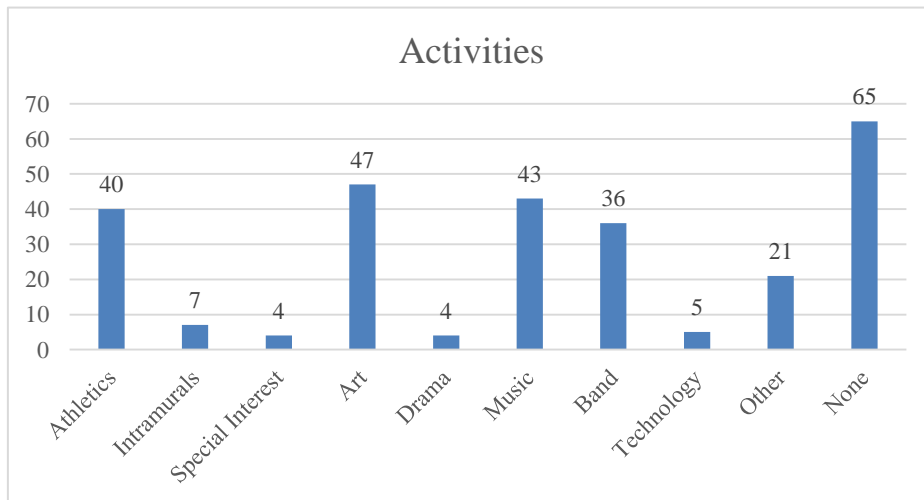
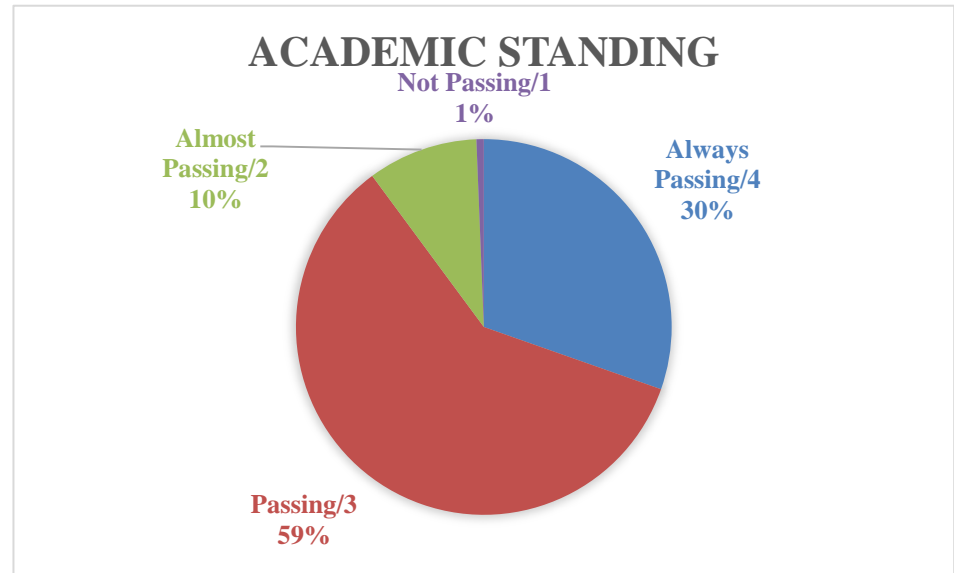
Gender

Male 65
Female 92
Other 1

Check In

Academic Standing

Always Passing/4 48
 Passing/3 94
 Almost Passing/2 15
 Not Passing/1 1



Activities

Athletics 40
 Intramurals 7
 Special Interest 4
 Art 47
 Drama 4
 Music 43
 Band 36
 Technology 5
 Other 21
 None 65

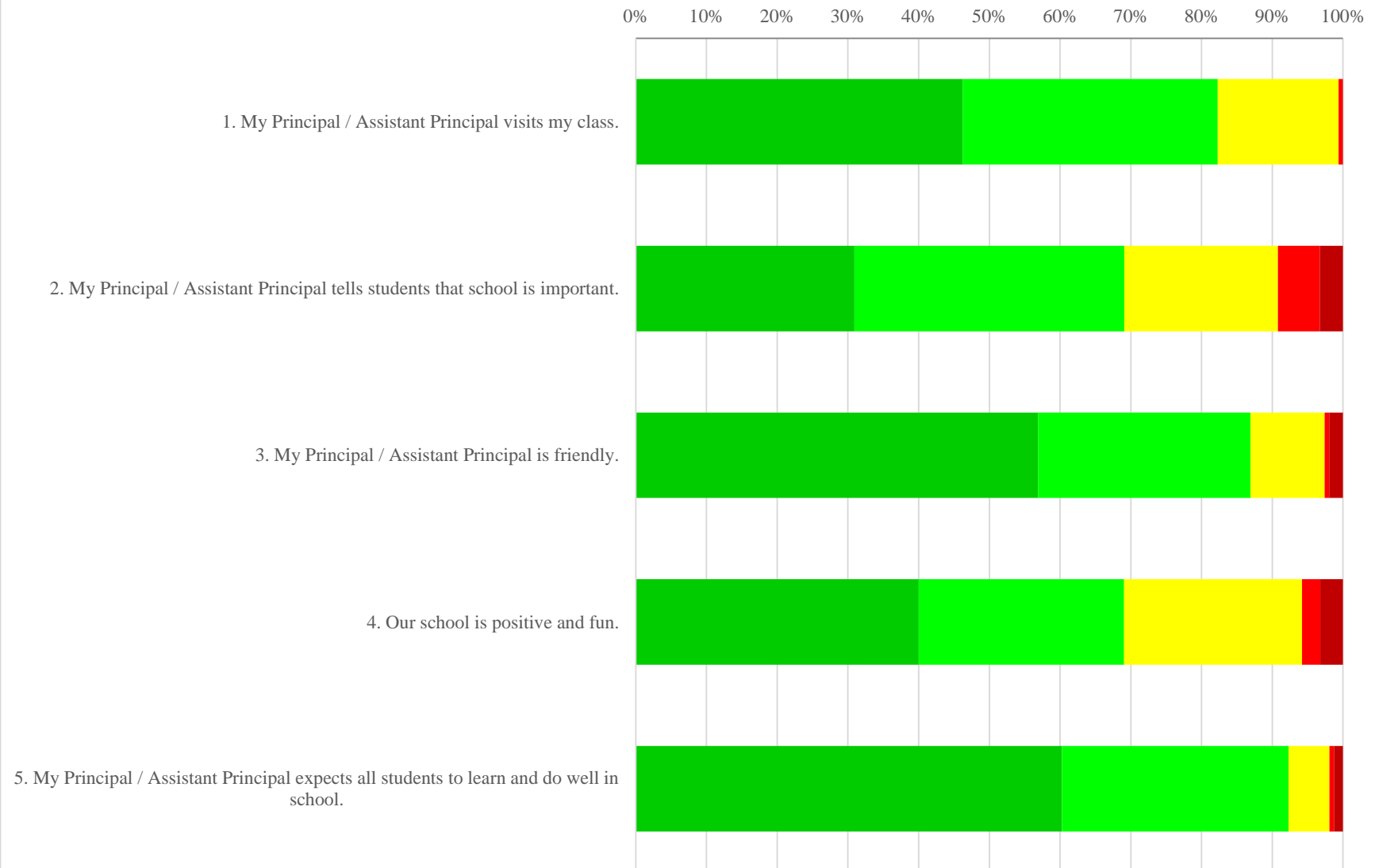
DTSDE									
All	SA/A	SA	A	S	D	SD	SS	Res	NA
TENET 2: SCHOOL LEADER PRACTICES AND DECISIONS									
1. My Principal / Assistant Principal visits my class.	82.3%	46.2%	36.1%	17.1%	0.6%	0.0%	4.28	158	0
2. My Principal / Assistant Principal tells students that school is important.	69.1%	30.9%	38.2%	21.7%	5.9%	3.3%	3.88	152	5
3. My Principal / Assistant Principal is friendly.	86.9%	56.9%	30.1%	10.5%	0.7%	2.0%	4.39	153	3
4. Our school is positive and fun.	69.0%	40.0%	29.0%	25.2%	2.6%	3.2%	4.00	155	2
5. My Principal / Assistant Principal expects all students to learn and do well in school.	92.3%	60.3%	32.1%	5.8%	0.6%	1.3%	4.49	156	1
TENET 3: CURRICULUM DEVELOPMENT AND SUPPORT									
6. We work hard in my class.	89.2%	58.2%	31.0%	7.6%	2.5%	0.6%	4.44	158	0
7. We use many different books and reading materials.	87.2%	46.8%	40.4%	9.6%	1.3%	1.9%	4.29	156	1
8. Our school has time for music and art.	83.8%	55.2%	28.6%	10.4%	4.5%	1.3%	4.32	154	2
9. We use technology in our classrooms like SMART Boards and computers.	95.5%	77.4%	18.1%	3.9%	0.0%	0.6%	4.72	155	1
10. Our classrooms have lots of supplies.	90.5%	61.4%	29.1%	7.0%	1.9%	0.6%	4.49	158	0
TENET 4: TEACHER PRACTICES AND DECISIONS									
11. We work with partners, or in groups in my class.	68.6%	37.2%	31.4%	27.6%	1.9%	1.9%	4.00	156	1
12. My teachers ask questions that make me think.	87.8%	52.6%	35.3%	10.9%	0.6%	0.6%	4.38	156	2
13. My teachers check to make sure students understand.	90.4%	69.2%	21.2%	5.8%	3.2%	0.6%	4.55	156	2
14. My teachers make learning fun.	74.8%	50.3%	24.5%	20.0%	3.2%	1.9%	4.18	155	3
15. My teachers tell us to ask questions.	76.6%	39.6%	37.0%	16.2%	3.2%	3.9%	4.05	154	1
16. My teachers believe I can do well and learn.	92.9%	65.2%	27.7%	3.9%	1.9%	1.3%	4.54	155	2
17. My teachers give homework that helps me learn.	79.4%	43.3%	36.2%	11.3%	4.3%	5.0%	4.09	141	15
18. We use student learning targets/goals ("I can...") in our classes.	83.0%	61.4%	21.6%	11.1%	2.6%	3.3%	4.35	153	3
19. My teachers give me extra help when I need it.	75.3%	38.7%	36.7%	16.7%	3.3%	4.7%	4.01	150	5
20. My teachers explain things clearly when I make mistakes in class or on a test.	81.9%	48.3%	33.6%	9.4%	6.7%	2.0%	4.19	149	5
TENET 5: STUDENT SOCIAL EMOTIONAL AND DEVELOPMENTAL HEALTH									
21. My teachers care about me.	86.8%	64.5%	22.4%	8.6%	2.6%	2.0%	4.45	152	5
22. Our school has clear rules.	89.9%	62.0%	27.8%	5.7%	3.2%	1.3%	4.46	158	0
23. Our school does not allow bullying.	87.1%	72.3%	14.8%	5.8%	1.9%	5.2%	4.47	155	0

DTSDE

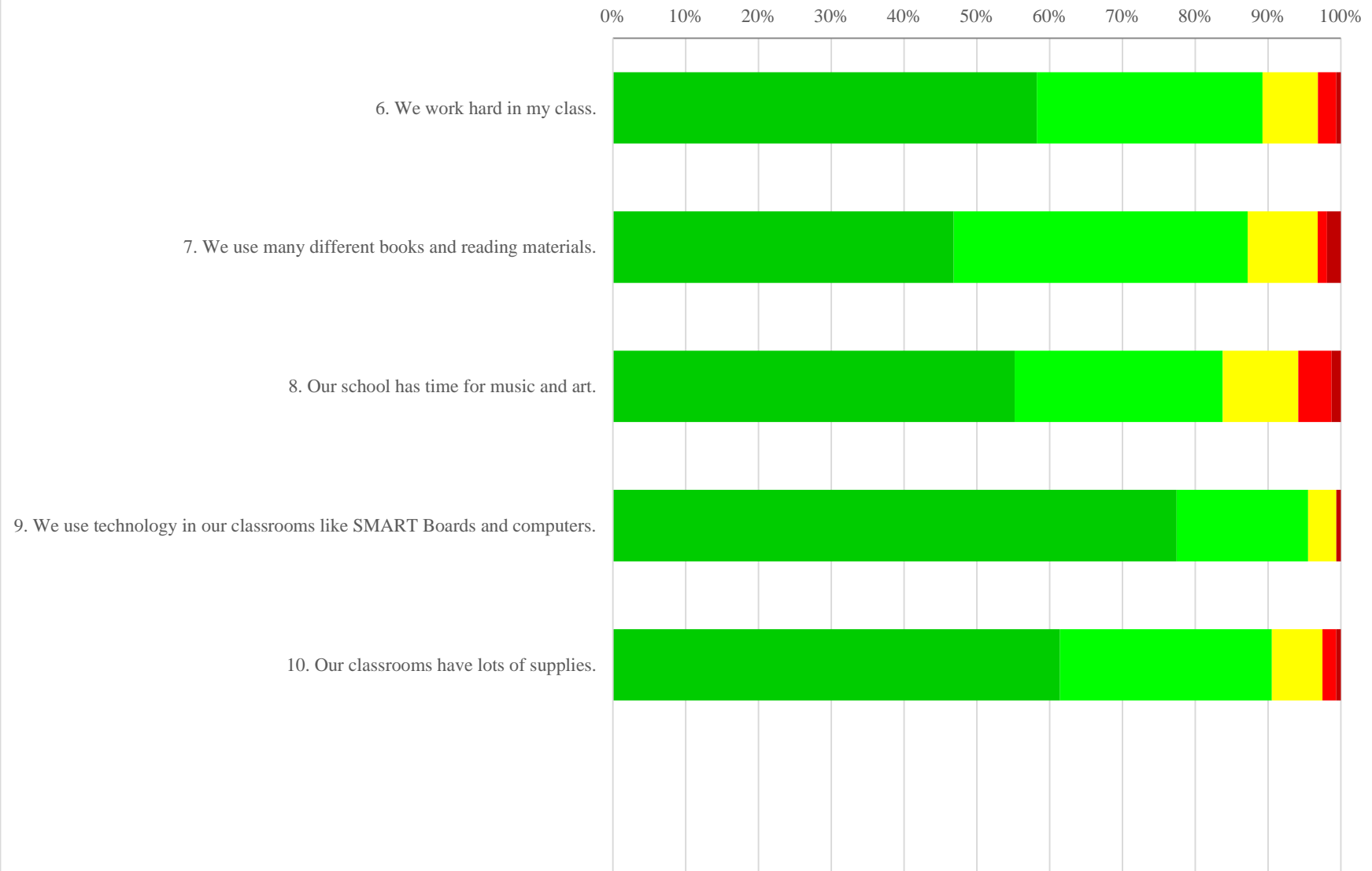
All	SA/A	SA	A	S	D	SD	SS	Res	NA
24. I am safe in my school.	82.6%	61.3%	21.3%	12.3%	2.6%	2.6%	4.36	155	3
25. I have friends in school.	84.6%	72.4%	12.2%	8.3%	3.2%	3.8%	4.46	156	1
TENET 6: FAMILY AND COMMUNITY ENGAGEMENT									
26. My teachers send notes home or call my family.	56.8%	32.2%	24.7%	23.3%	8.9%	11.0%	3.58	146	12
27. I talk with my family about how I am doing in school.	75.5%	49.7%	25.9%	17.7%	2.7%	4.1%	4.14	147	7
28. My family tells me to do well in school.	91.7%	72.4%	19.2%	7.1%	0.6%	0.6%	4.62	156	0
29. My family goes to school events and conferences.	84.1%	58.0%	26.1%	12.7%	1.3%	1.9%	4.37	157	1
30. My family helps at home with school work.	84.6%	56.6%	28.0%	9.8%	3.5%	2.1%	4.34	143	15

Charts

SCHOOL LEADER PRACTICES AND DECISIONS



CURRICULUM DEVELOPMENT AND SUPPORT



Charts

TEACHER PRACTICES AND DECISIONS



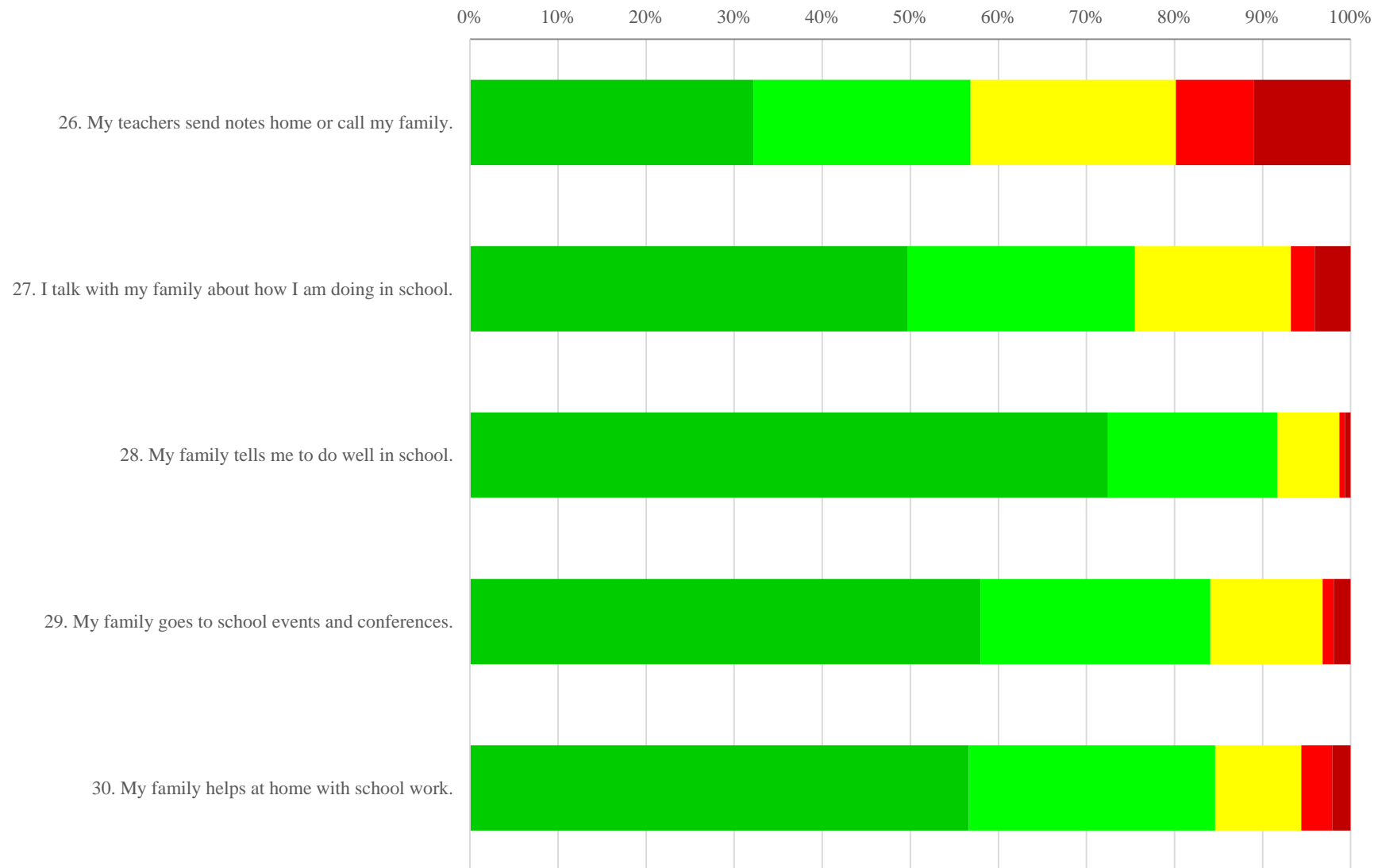
Charts

STUDENT SOCIAL/EMOTIONAL DEVELOPMENTAL HEALTH



Charts

FAMILY AND COMMUNITY ENGAGEMENT



DTSDE									
Grades 3-4	SA/A	SA	A	S	D	SD	SS	Res	NA
TENET 2: SCHOOL LEADER PRACTICES AND DECISIONS									
1. My Principal / Assistant Principal visits my class.	78.7%	43.6%	35.1%	21.3%	0.0%	0.0%	4.22	94	0
2. My Principal / Assistant Principal tells students that school is important.	69.9%	30.1%	39.8%	18.3%	7.5%	4.3%	3.84	93	1
3. My Principal / Assistant Principal is friendly.	89.1%	60.9%	28.3%	7.6%	1.1%	2.2%	4.45	92	2
4. Our school is positive and fun.	75.5%	51.1%	24.5%	19.1%	1.1%	4.3%	4.17	94	0
5. My Principal / Assistant Principal expects all students to learn and do well in school.	94.6%	69.9%	24.7%	3.2%	1.1%	1.1%	4.61	93	1
TENET 3: CURRICULUM DEVELOPMENT AND SUPPORT									
6. We work hard in my class.	90.4%	58.5%	31.9%	7.4%	1.1%	1.1%	4.46	94	0
7. We use many different books and reading materials.	87.2%	47.9%	39.4%	8.5%	2.1%	2.1%	4.29	94	0
8. Our school has time for music and art.	89.1%	59.8%	29.3%	7.6%	2.2%	1.1%	4.45	92	2
9. We use technology in our classrooms like SMART Boards and computers.	95.7%	70.2%	25.5%	3.2%	0.0%	1.1%	4.64	94	0
10. Our classrooms have lots of supplies.	94.7%	70.2%	24.5%	4.3%	0.0%	1.1%	4.63	94	0
TENET 4: TEACHER PRACTICES AND DECISIONS									
11. We work with partners, or in groups in my class.	64.9%	35.1%	29.8%	30.9%	1.1%	3.2%	3.93	94	0
12. My teachers ask questions that make me think.	87.2%	52.1%	35.1%	11.7%	0.0%	1.1%	4.37	94	0
13. My teachers check to make sure students understand.	91.5%	70.2%	21.3%	6.4%	1.1%	1.1%	4.59	94	0
14. My teachers make learning fun.	84.0%	62.8%	21.3%	12.8%	1.1%	2.1%	4.41	94	0
15. My teachers tell us to ask questions.	75.0%	39.1%	35.9%	19.6%	2.2%	3.3%	4.05	92	0
16. My teachers believe I can do well and learn.	91.5%	66.0%	25.5%	4.3%	2.1%	2.1%	4.51	94	0
17. My teachers give homework that helps me learn.	75.6%	43.6%	32.1%	11.5%	3.8%	9.0%	3.97	78	15
18. We use student learning targets/goals ("I can...") in our classes.	78.3%	53.3%	25.0%	12.0%	4.3%	5.4%	4.16	92	2
19. My teachers give me extra help when I need it.	77.2%	38.0%	39.1%	16.3%	2.2%	4.3%	4.04	92	1
20. My teachers explain things clearly when I make mistakes in class or on a test.	86.8%	57.1%	29.7%	6.6%	4.4%	2.2%	4.35	91	1
TENET 5: STUDENT SOCIAL EMOTIONAL AND DEVELOPMENTAL HEALTH									
21. My teachers care about me.	87.0%	69.6%	17.4%	7.6%	3.3%	2.2%	4.49	92	2
22. Our school has clear rules.	93.6%	68.1%	25.5%	5.3%	1.1%	0.0%	4.61	94	0
23. Our school does not allow bullying.	93.5%	77.4%	16.1%	2.2%	0.0%	4.3%	4.62	93	0

DTSDE

Grades 3-4	SA/A	SA	A	S	D	SD	SS	Res	NA
24. I am safe in my school.	87.1%	69.9%	17.2%	7.5%	2.2%	3.2%	4.48	93	1
25. I have friends in school.	85.1%	71.3%	13.8%	7.4%	3.2%	4.3%	4.45	94	0
TENET 6: FAMILY AND COMMUNITY ENGAGEMENT									
26. My teachers send notes home or call my family.	65.2%	38.0%	27.2%	18.5%	7.6%	8.7%	3.78	92	2
27. I talk with my family about how I am doing in school.	78.2%	50.6%	27.6%	14.9%	3.4%	3.4%	4.18	87	5
28. My family tells me to do well in school.	91.3%	69.6%	21.7%	7.6%	0.0%	1.1%	4.59	92	0
29. My family goes to school events and conferences.	83.9%	55.9%	28.0%	12.9%	2.2%	1.1%	4.35	93	1
30. My family helps at home with school work.	83.1%	54.2%	28.9%	13.3%	2.4%	1.2%	4.33	83	11

DTSDE									
Grades 5-6	SA/A	SA	A	S	D	SD	SS	Res	NA
TENET 2: SCHOOL LEADER PRACTICES AND DECISIONS									
1. My Principal / Assistant Principal visits my class.	87.5%	50.0%	37.5%	10.9%	1.6%	0.0%	4.36	64	0
2. My Principal / Assistant Principal tells students that school is important.	67.8%	32.2%	35.6%	27.1%	3.4%	1.7%	3.93	59	4
3. My Principal / Assistant Principal is friendly.	83.6%	50.8%	32.8%	14.8%	0.0%	1.6%	4.31	61	1
4. Our school is positive and fun.	59.0%	23.0%	36.1%	34.4%	4.9%	1.6%	3.74	61	2
5. My Principal / Assistant Principal expects all students to learn and do well in school.	88.9%	46.0%	42.9%	9.5%	0.0%	1.6%	4.32	63	0
TENET 3: CURRICULUM DEVELOPMENT AND SUPPORT									
6. We work hard in my class.	87.5%	57.8%	29.7%	7.8%	4.7%	0.0%	4.41	64	0
7. We use many different books and reading materials.	87.1%	45.2%	41.9%	11.3%	0.0%	1.6%	4.29	62	1
8. Our school has time for music and art.	75.8%	48.4%	27.4%	14.5%	8.1%	1.6%	4.13	62	0
9. We use technology in our classrooms like SMART Boards and computers.	95.1%	88.5%	6.6%	4.9%	0.0%	0.0%	4.84	61	1
10. Our classrooms have lots of supplies.	84.4%	48.4%	35.9%	10.9%	4.7%	0.0%	4.28	64	0
TENET 4: TEACHER PRACTICES AND DECISIONS									
11. We work with partners, or in groups in my class.	74.2%	40.3%	33.9%	22.6%	3.2%	0.0%	4.11	62	1
12. My teachers ask questions that make me think.	88.7%	53.2%	35.5%	9.7%	1.6%	0.0%	4.40	62	2
13. My teachers check to make sure students understand.	88.7%	67.7%	21.0%	4.8%	6.5%	0.0%	4.50	62	2
14. My teachers make learning fun.	60.7%	31.1%	29.5%	31.1%	6.6%	1.6%	3.82	61	3
15. My teachers tell us to ask questions.	79.0%	40.3%	38.7%	11.3%	4.8%	4.8%	4.05	62	1
16. My teachers believe I can do well and learn.	95.1%	63.9%	31.1%	3.3%	1.6%	0.0%	4.57	61	2
17. My teachers give homework that helps me learn.	84.1%	42.9%	41.3%	11.1%	4.8%	0.0%	4.22	63	0
18. We use student learning targets/goals ("I can...") in our classes.	90.2%	73.8%	16.4%	9.8%	0.0%	0.0%	4.64	61	1
19. My teachers give me extra help when I need it.	72.4%	39.7%	32.8%	17.2%	5.2%	5.2%	3.97	58	4
20. My teachers explain things clearly when I make mistakes in class or on a test.	74.1%	34.5%	39.7%	13.8%	10.3%	1.7%	3.95	58	4
TENET 5: STUDENT SOCIAL EMOTIONAL AND DEVELOPMENTAL HEALTH									
21. My teachers care about me.	86.7%	56.7%	30.0%	10.0%	1.7%	1.7%	4.38	60	3
22. Our school has clear rules.	84.4%	53.1%	31.3%	6.3%	6.3%	3.1%	4.25	64	0
23. Our school does not allow bullying.	77.4%	64.5%	12.9%	11.3%	4.8%	6.5%	4.24	62	0

DTSDE

Grades 5-6

	SA/A	SA	A	S	D	SD	SS	Res	NA
24. I am safe in my school.	75.8%	48.4%	27.4%	19.4%	3.2%	1.6%	4.18	62	2
25. I have friends in school.	83.9%	74.2%	9.7%	9.7%	3.2%	3.2%	4.48	62	1

TENET 6: FAMILY AND COMMUNITY ENGAGEMENT

26. My teachers send notes home or call my family.	42.6%	22.2%	20.4%	31.5%	11.1%	14.8%	3.24	54	10
27. I talk with my family about how I am doing in school.	71.7%	48.3%	23.3%	21.7%	1.7%	5.0%	4.08	60	2
28. My family tells me to do well in school.	92.2%	76.6%	15.6%	6.3%	1.6%	0.0%	4.67	64	0
29. My family goes to school events and conferences.	84.4%	60.9%	23.4%	12.5%	0.0%	3.1%	4.39	64	0
30. My family helps at home with school work.	86.7%	60.0%	26.7%	5.0%	5.0%	3.3%	4.35	60	4