

# Cincinnatus Student Voice - High



*Building People and Organizations*

		Assets		Emerging Strengths		Possible Risks	
All	195	11	22.0%	33	66.0%	6	12.0%
7-8	72	21	42.0%	24	48.0%	5	10.0%
9-12	123	7	14.0%	32	64.0%	11	22.0%

1. Shaded areas indicate totals of SA/A as follows: Green-75% or greater, Asset. Yellow- 50%-74%, Emerging Strength. Red- less than 50%, Possible Risk.
2. SA = Strongly Agree, A=Agree, S= Somewhat, D=Disagree, SD= Strongly Disagree, NA= No Answer.
3. The Scaled Score (SS) is an average of the point values assigned to each response: SA=5, A=4, S=3, D=2, SD=1, NA answers have no weight.
4. Commentary is unedited with exception of data redacted by the organization.
5. Number of respondents may vary by section based on completion rates.

© PLC Associates, Inc.

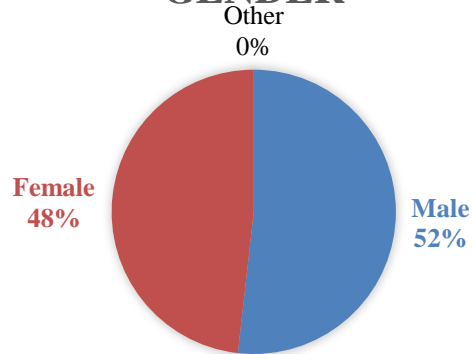
Published: December 2016

# Check In

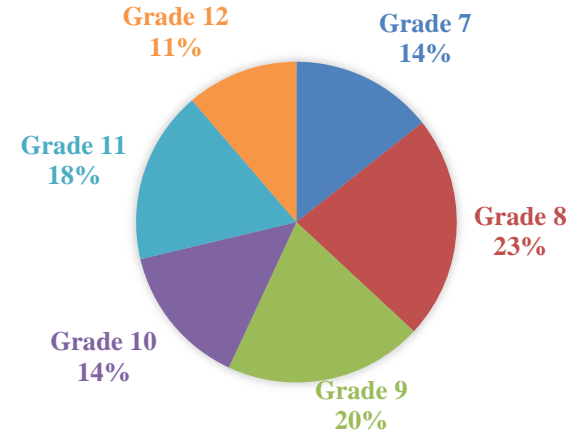
## Grade Level

Grade 7 28  
Grade 8 44  
Grade 9 39  
Grade 10 28  
Grade 11 34  
Grade 12 22

## GENDER



## GRADE LEVEL



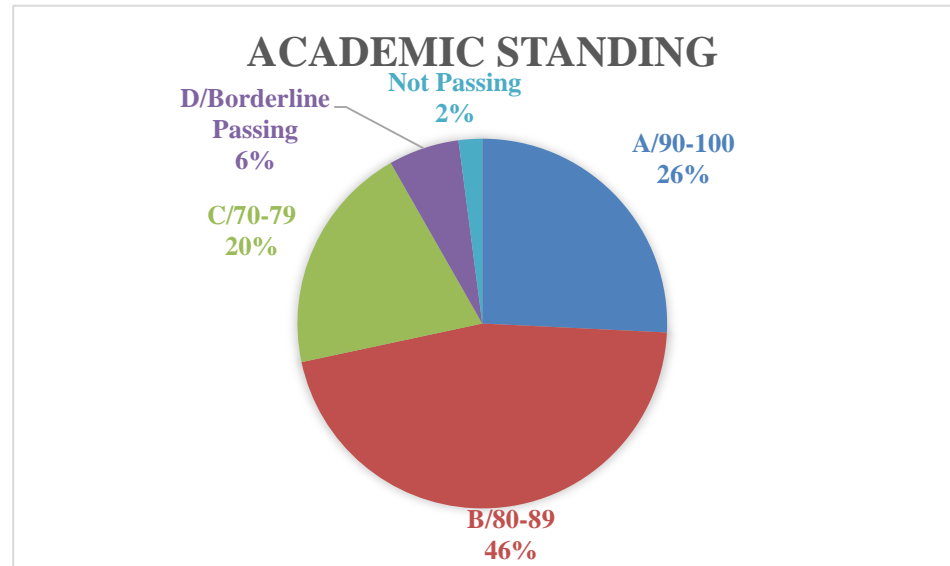
## Gender

Male 101  
Female 94  
Other 0

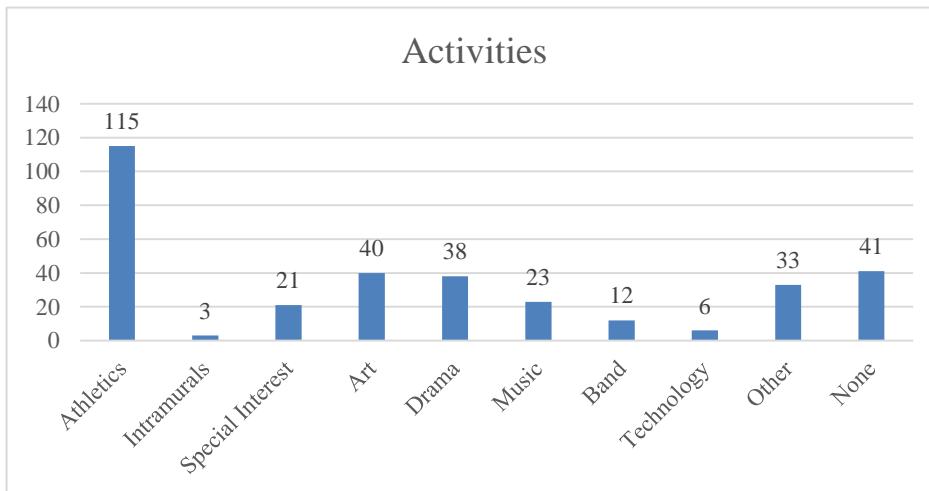
# Check In

## Academic Standing

A/90-100 50  
 B/80-89 89  
 C/70-79 39  
 D/Borderline Passing 12  
 Not Passing 4



## Activities



## Activities

Athletics 115  
 Intramurals 3  
 Special Interest 21  
 Art 40  
 Drama 38  
 Music 23  
 Band 12  
 Technology 6  
 Other 33  
 None 41

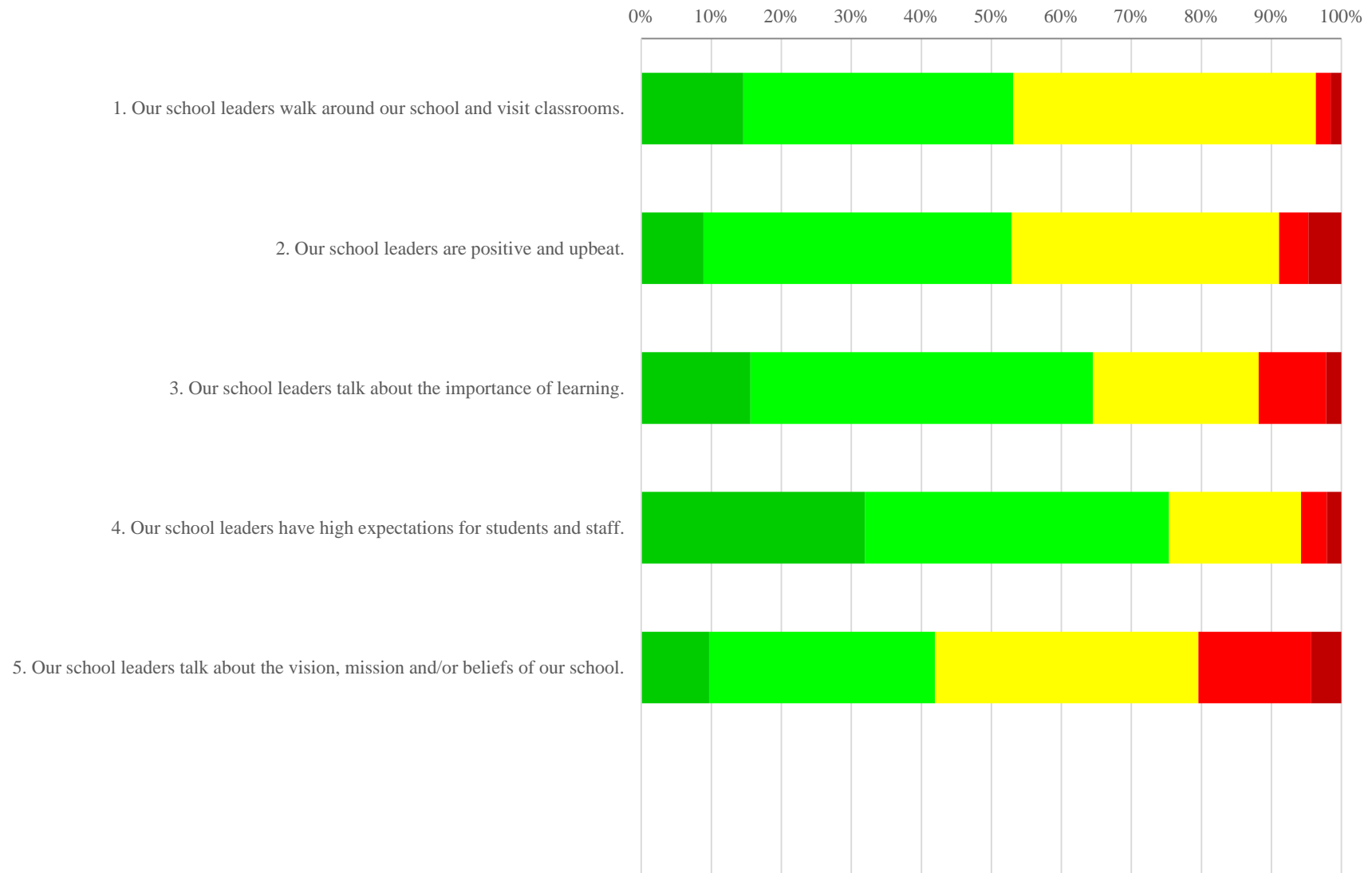
# DTSDE

All	SA/A	SA	A	S	D	SD	SS	Res	NA
<b>TENET 2: SCHOOL LEADER PRACTICES AND DECISIONS</b>									
1. Our school leaders walk around our school and visit classrooms.	53.1%	14.6%	38.5%	43.2%	2.1%	1.6%	3.63	192	3
2. Our school leaders are positive and upbeat.	52.9%	8.9%	44.0%	38.2%	4.2%	4.7%	3.48	191	4
3. Our school leaders talk about the importance of learning.	64.5%	15.6%	48.9%	23.7%	9.7%	2.2%	3.66	186	2
4. Our school leaders have high expectations for students and staff.	75.4%	31.9%	43.5%	18.8%	3.7%	2.1%	3.99	191	2
5. Our school leaders talk about the vision, mission and/or beliefs of our school.	41.9%	9.7%	32.3%	37.6%	16.1%	4.3%	3.27	186	8
<b>TENET 3: CURRICULUM DEVELOPMENT AND SUPPORT</b>									
6. Our school curriculum (work) is challenging.	58.6%	18.8%	39.8%	33.5%	6.3%	1.6%	3.68	191	1
7. We use a variety texts and reading materials in most of our classes, each day.	62.5%	18.2%	44.3%	32.8%	4.2%	0.5%	3.76	192	1
8. Our school provides enrichment activities like music and art.	87.9%	47.4%	40.5%	10.5%	1.6%	0.0%	4.34	190	2
9. We use student learning targets/goals ("I can...") in our classes.	58.5%	20.7%	37.8%	29.8%	8.5%	3.2%	3.64	188	4
10. Our classrooms have technology such as SMART Boards and computers.	92.7%	66.0%	26.7%	6.8%	0.5%	0.0%	4.58	191	1
11. Our curriculum includes challenging reading and writing tasks.	70.9%	30.2%	40.7%	24.9%	3.2%	1.1%	3.96	189	3
12. Our school has a variety of programs and courses that students may choose.	60.7%	25.1%	35.5%	28.4%	7.7%	3.3%	3.72	183	5
13. Our classrooms have sufficient materials for all students.	65.3%	21.6%	43.7%	29.5%	4.7%	0.5%	3.81	190	5
14. We receive specific feedback from our teachers on the tests/assessments we take.	63.9%	20.4%	43.5%	29.3%	6.8%	0.0%	3.77	191	4
15. My teachers have a clear plan for what we are working on in each class.	74.6%	26.5%	48.1%	20.1%	5.3%	0.0%	3.96	189	2
<b>TENET 4: TEACHER PRACTICES AND DECISIONS</b>									
16. My teachers present information in a way I understand.	59.1%	16.1%	43.0%	29.5%	8.8%	2.6%	3.61	193	1
17. My teachers give the type of assignments that help me learn.	56.8%	14.1%	42.7%	33.9%	6.3%	3.1%	3.58	192	2
18. In class, we often work with partners, or in groups.	42.9%	7.9%	35.1%	44.0%	8.4%	4.7%	3.33	191	3
19. My teachers ask questions that make me think.	74.3%	24.6%	49.7%	20.9%	3.7%	1.1%	3.93	187	2
20. My teachers often check to see if all students understand what is being taught.	54.9%	14.0%	40.9%	32.6%	8.3%	4.1%	3.52	193	1
21. Classes are interesting and keep my attention.	27.7%	4.7%	23.0%	40.3%	17.3%	14.7%	2.86	191	3
22. My teachers are supportive and encouraging.	65.3%	20.7%	44.6%	28.0%	5.7%	1.0%	3.78	193	1
23. I am comfortable asking questions in class.	54.5%	21.5%	33.0%	27.2%	11.5%	6.8%	3.51	191	3
24. Teachers provide time for students to discuss topics and learn from each other.	51.0%	13.0%	38.0%	38.0%	8.3%	2.6%	3.51	192	2
25. My teachers provide meaningful homework to reinforce my learning.	53.9%	14.0%	39.9%	29.5%	10.9%	5.7%	3.46	193	2

<b>DTSDE</b>									
<b>All</b>	<b>SA/A</b>	<b>SA</b>	<b>A</b>	<b>S</b>	<b>D</b>	<b>SD</b>	<b>SS</b>	<b>Res</b>	<b>NA</b>
26. My teachers use technology in most lessons (internet/SMART Board/computers).	75.5%	40.6%	34.9%	18.8%	5.7%	0.0%	4.10	192	2
27. I know what my teachers expect.	79.7%	33.9%	45.8%	17.7%	2.1%	0.5%	4.10	192	2
28. We have a positive classroom environment that supports learning.	68.6%	22.0%	46.6%	26.2%	3.1%	2.1%	3.83	191	2
29. My teachers help me keep track of my learning and assess my progress.	59.3%	14.8%	44.4%	34.4%	4.8%	1.6%	3.66	189	2
30. In class, we read and write every day.	69.4%	29.5%	39.9%	25.4%	2.6%	2.6%	3.91	193	2
31. My teachers motivate me to work hard and improve.	69.6%	26.2%	43.5%	23.0%	5.8%	1.6%	3.87	191	2
32. My teachers believe I can succeed.	80.2%	38.5%	41.7%	18.8%	0.5%	0.5%	4.17	192	2
33. My teachers involve all students in answering questions and sharing information during class.	67.7%	24.5%	43.2%	24.0%	6.8%	1.6%	3.82	192	1
34. My teachers explain things in different ways so that all students learn.	58.9%	17.2%	41.7%	29.7%	8.3%	3.1%	3.61	192	1
35. My teachers are available to meet or talk for extra help.	79.4%	33.9%	45.5%	14.8%	3.7%	2.1%	4.05	189	3
<b>TENET 5: STUDENT SOCIAL EMOTIONAL AND DEVELOPMENTAL HEALTH</b>									
36. My teachers care about me.	71.5%	28.0%	43.5%	20.4%	4.3%	3.8%	3.88	186	6
37. Our school has clear rules.	68.9%	34.2%	34.7%	23.8%	4.7%	2.6%	3.93	193	1
38. Our school deals effectively with bullying.	40.9%	16.7%	24.2%	28.5%	9.7%	21.0%	3.06	186	8
39. I feel welcomed and part of my school.	62.6%	24.7%	37.9%	21.6%	6.3%	9.5%	3.62	190	3
40. I have adults (counselor/social worker/guidance) to go to if I am having trouble.	80.6%	40.8%	39.8%	14.7%	2.1%	2.6%	4.14	191	1
41. Our school has clubs, activities, and events that interest students.	82.4%	44.6%	37.8%	14.0%	2.6%	1.0%	4.22	193	2
42. I am safe in my school.	64.6%	25.0%	39.6%	24.5%	6.3%	4.7%	3.74	192	3
43. Student behavior does not interfere with instruction during class time.	40.0%	9.5%	30.5%	33.7%	16.3%	10.0%	3.13	190	4
44. Most students in our school follow the school rules.	32.8%	6.8%	26.0%	38.0%	17.2%	12.0%	2.98	192	2
45. I have friends in school that I look forward to seeing.	79.7%	53.1%	26.6%	14.6%	4.2%	1.6%	4.26	192	2
<b>TENET 6: FAMILY AND COMMUNITY ENGAGEMENT</b>									
46. My teachers provide information to my family.	51.0%	17.7%	33.3%	38.5%	7.8%	2.6%	3.56	192	3
47. I talk with my family about how I am doing in school.	58.8%	24.1%	34.8%	28.3%	7.0%	5.9%	3.64	187	5
48. Our school report cards give my family specific information about my progress.	72.4%	31.3%	41.1%	21.9%	3.1%	2.6%	3.95	192	3
49. My family is actively involved in my education.	62.8%	27.7%	35.1%	27.2%	7.9%	2.1%	3.79	191	1
50. Our school has conferences for families, students, and teachers to talk.	77.8%	29.4%	48.5%	15.5%	4.6%	2.1%	3.98	194	1

# Charts

## SCHOOL LEADER PRACTICES AND DECISIONS



# Charts

## CURRICULUM DEVELOPMENT AND SUPPORT



# Charts

## TEACHER PRACTICES AND DECISIONS





# Charts

## STUDENT SOCIAL/EMOTIONAL DEVELOPMENTAL HEALTH



# Charts

## FAMILY AND COMMUNITY ENGAGEMENT

0% 10% 20% 30% 40% 50% 60% 70% 80% 90% 100%



# DTSDE

Grades 7-8	SA/A	SA	A	S	D	SD	SS	Res	NA
<b>TENET 2: SCHOOL LEADER PRACTICES AND DECISIONS</b>									
1. Our school leaders walk around our school and visit classrooms.	50.7%	14.1%	36.6%	46.5%	1.4%	1.4%	3.61	71	1
2. Our school leaders are positive and upbeat.	60.6%	14.1%	46.5%	32.4%	4.2%	2.8%	3.65	71	1
3. Our school leaders talk about the importance of learning.	75.0%	25.0%	50.0%	20.6%	4.4%	0.0%	3.96	68	0
4. Our school leaders have high expectations for students and staff.	84.1%	47.8%	36.2%	13.0%	2.9%	0.0%	4.29	69	1
5. Our school leaders talk about the vision, mission and/or beliefs of our school.	46.3%	10.4%	35.8%	29.9%	19.4%	4.5%	3.28	67	5
<b>TENET 3: CURRICULUM DEVELOPMENT AND SUPPORT</b>									
6. Our school curriculum (work) is challenging.	62.9%	25.7%	37.1%	32.9%	2.9%	1.4%	3.83	70	0
7. We use a variety texts and reading materials in most of our classes, each day.	66.2%	26.8%	39.4%	31.0%	2.8%	0.0%	3.90	71	0
8. Our school provides enrichment activities like music and art.	93.0%	62.0%	31.0%	7.0%	0.0%	0.0%	4.55	71	1
9. We use student learning targets/goals ("I can...") in our classes.	62.3%	26.1%	36.2%	29.0%	7.2%	1.4%	3.78	69	1
10. Our classrooms have technology such as SMART Boards and computers.	94.4%	65.3%	29.2%	5.6%	0.0%	0.0%	4.60	72	0
11. Our curriculum includes challenging reading and writing tasks.	72.9%	31.4%	41.4%	22.9%	2.9%	1.4%	3.99	70	2
12. Our school has a variety of programs and courses that students may choose.	68.7%	34.3%	34.3%	22.4%	6.0%	3.0%	3.91	67	2
13. Our classrooms have sufficient materials for all students.	69.6%	29.0%	40.6%	27.5%	2.9%	0.0%	3.96	69	3
14. We receive specific feedback from our teachers on the tests/assessments we take.	78.6%	31.4%	47.1%	15.7%	5.7%	0.0%	4.04	70	2
15. My teachers have a clear plan for what we are working on in each class.	83.8%	44.1%	39.7%	11.8%	4.4%	0.0%	4.24	68	1
<b>TENET 4: TEACHER PRACTICES AND DECISIONS</b>									
16. My teachers present information in a way I understand.	61.1%	20.8%	40.3%	29.2%	5.6%	4.2%	3.68	72	0
17. My teachers give the type of assignments that help me learn.	66.2%	16.9%	49.3%	28.2%	2.8%	2.8%	3.75	71	0
18. In class, we often work with partners, or in groups.	40.0%	8.6%	31.4%	45.7%	5.7%	8.6%	3.26	70	2
19. My teachers ask questions that make me think.	77.1%	28.6%	48.6%	22.9%	0.0%	0.0%	4.06	70	1
20. My teachers often check to see if all students understand what is being taught.	69.0%	25.4%	43.7%	28.2%	0.0%	2.8%	3.89	71	0
21. Classes are interesting and keep my attention.	27.5%	4.3%	23.2%	44.9%	14.5%	13.0%	2.91	69	2
22. My teachers are supportive and encouraging.	76.4%	29.2%	47.2%	18.1%	5.6%	0.0%	4.00	72	0
23. I am comfortable asking questions in class.	53.6%	21.7%	31.9%	24.6%	11.6%	10.1%	3.43	69	2
24. Teachers provide time for students to discuss topics and learn from each other.	55.6%	19.4%	36.1%	34.7%	8.3%	1.4%	3.64	72	0
25. My teachers provide meaningful homework to reinforce my learning.	66.2%	21.1%	45.1%	16.9%	11.3%	5.6%	3.65	71	1

# DTSDE

Grades 7-8	SA/A	SA	A	S	D	SD	SS	Res	NA
26. My teachers use technology in most lessons (internet/SMART Board/computers).	81.7%	46.5%	35.2%	15.5%	2.8%	0.0%	4.25	71	0
27. I know what my teachers expect.	87.1%	48.6%	38.6%	11.4%	1.4%	0.0%	4.34	70	1
28. We have a positive classroom environment that supports learning.	78.3%	29.0%	49.3%	15.9%	4.3%	1.4%	4.00	69	1
29. My teachers help me keep track of my learning and assess my progress.	65.2%	18.8%	46.4%	30.4%	2.9%	1.4%	3.78	69	1
30. In class, we read and write every day.	74.6%	38.0%	36.6%	19.7%	4.2%	1.4%	4.06	71	1
31. My teachers motivate me to work hard and improve.	76.8%	39.1%	37.7%	17.4%	2.9%	2.9%	4.07	69	1
32. My teachers believe I can succeed.	87.1%	55.7%	31.4%	12.9%	0.0%	0.0%	4.43	70	1
33. My teachers involve all students in answering questions and sharing information during class.	77.1%	35.7%	41.4%	15.7%	7.1%	0.0%	4.06	70	0
34. My teachers explain things in different ways so that all students learn.	67.6%	28.2%	39.4%	23.9%	5.6%	2.8%	3.85	71	0
35. My teachers are available to meet or talk for extra help.	88.2%	51.5%	36.8%	10.3%	0.0%	1.5%	4.37	68	2
<b>TENET 5: STUDENT SOCIAL EMOTIONAL AND DEVELOPMENTAL HEALTH</b>									
36. My teachers care about me.	78.1%	40.6%	37.5%	15.6%	3.1%	3.1%	4.09	64	5
37. Our school has clear rules.	70.4%	43.7%	26.8%	22.5%	5.6%	1.4%	4.06	71	0
38. Our school deals effectively with bullying.	50.7%	26.1%	24.6%	20.3%	7.2%	21.7%	3.26	69	2
39. I feel welcomed and part of my school.	68.1%	31.9%	36.2%	18.8%	4.3%	8.7%	3.78	69	2
40. I have adults (counselor/social worker/guidance) to go to if I am having trouble.	88.6%	58.6%	30.0%	7.1%	1.4%	2.9%	4.40	70	0
41. Our school has clubs, activities, and events that interest students.	86.1%	54.2%	31.9%	13.9%	0.0%	0.0%	4.40	72	0
42. I am safe in my school.	68.6%	30.0%	38.6%	21.4%	7.1%	2.9%	3.86	70	2
43. Student behavior does not interfere with instruction during class time.	32.4%	13.2%	19.1%	35.3%	17.6%	14.7%	2.99	68	3
44. Most students in our school follow the school rules.	37.1%	7.1%	30.0%	38.6%	12.9%	11.4%	3.09	70	1
45. I have friends in school that I look forward to seeing.	84.3%	58.6%	25.7%	12.9%	1.4%	1.4%	4.39	70	1
<b>TENET 6: FAMILY AND COMMUNITY ENGAGEMENT</b>									
46. My teachers provide information to my family.	60.0%	28.6%	31.4%	35.7%	2.9%	1.4%	3.83	70	2
47. I talk with my family about how I am doing in school.	58.8%	25.0%	33.8%	30.9%	5.9%	4.4%	3.69	68	2
48. Our school report cards give my family specific information about my progress.	75.7%	41.4%	34.3%	22.9%	1.4%	0.0%	4.16	70	2
49. My family is actively involved in my education.	72.5%	30.4%	42.0%	21.7%	4.3%	1.4%	3.96	69	0
50. Our school has conferences for families, students, and teachers to talk.	88.9%	45.8%	43.1%	6.9%	4.2%	0.0%	4.31	72	0

# DTSDE

Grades 9-12	SA/A	SA	A	S	D	SD	SS	Res	NA
<b>TENET 2: SCHOOL LEADER PRACTICES AND DECISIONS</b>									
1. Our school leaders walk around our school and visit classrooms.	54.5%	14.9%	39.7%	41.3%	2.5%	1.7%	3.64	121	2
2. Our school leaders are positive and upbeat.	48.3%	5.8%	42.5%	41.7%	4.2%	5.8%	3.38	120	3
3. Our school leaders talk about the importance of learning.	58.5%	10.2%	48.3%	25.4%	12.7%	3.4%	3.49	118	2
4. Our school leaders have high expectations for students and staff.	70.5%	23.0%	47.5%	22.1%	4.1%	3.3%	3.83	122	1
5. Our school leaders talk about the vision, mission and/or beliefs of our school.	39.5%	9.2%	30.3%	42.0%	14.3%	4.2%	3.26	119	3
<b>TENET 3: CURRICULUM DEVELOPMENT AND SUPPORT</b>									
6. Our school curriculum (work) is challenging.	56.2%	14.9%	41.3%	33.9%	8.3%	1.7%	3.60	121	1
7. We use a variety texts and reading materials in most of our classes, each day.	60.3%	13.2%	47.1%	33.9%	5.0%	0.8%	3.67	121	1
8. Our school provides enrichment activities like music and art.	84.9%	38.7%	46.2%	12.6%	2.5%	0.0%	4.21	119	1
9. We use student learning targets/goals ("I can...") in our classes.	56.3%	17.6%	38.7%	30.3%	9.2%	4.2%	3.56	119	3
10. Our classrooms have technology such as SMART Boards and computers.	91.6%	66.4%	25.2%	7.6%	0.8%	0.0%	4.57	119	1
11. Our curriculum includes challenging reading and writing tasks.	69.7%	29.4%	40.3%	26.1%	3.4%	0.8%	3.94	119	1
12. Our school has a variety of programs and courses that students may choose.	56.0%	19.8%	36.2%	31.9%	8.6%	3.4%	3.60	116	3
13. Our classrooms have sufficient materials for all students.	62.8%	17.4%	45.5%	30.6%	5.8%	0.8%	3.73	121	2
14. We receive specific feedback from our teachers on the tests/assessments we take.	55.4%	14.0%	41.3%	37.2%	7.4%	0.0%	3.62	121	2
15. My teachers have a clear plan for what we are working on in each class.	69.4%	16.5%	52.9%	24.8%	5.8%	0.0%	3.80	121	1
<b>TENET 4: TEACHER PRACTICES AND DECISIONS</b>									
16. My teachers present information in a way I understand.	57.9%	13.2%	44.6%	29.8%	10.7%	1.7%	3.57	121	1
17. My teachers give the type of assignments that help me learn.	51.2%	12.4%	38.8%	37.2%	8.3%	3.3%	3.49	121	2
18. In class, we often work with partners, or in groups.	44.6%	7.4%	37.2%	43.0%	9.9%	2.5%	3.37	121	1
19. My teachers ask questions that make me think.	72.6%	22.2%	50.4%	19.7%	6.0%	1.7%	3.85	117	1
20. My teachers often check to see if all students understand what is being taught.	46.7%	7.4%	39.3%	35.2%	13.1%	4.9%	3.31	122	1
21. Classes are interesting and keep my attention.	27.9%	4.9%	23.0%	37.7%	18.9%	15.6%	2.83	122	1
22. My teachers are supportive and encouraging.	58.7%	15.7%	43.0%	33.9%	5.8%	1.7%	3.65	121	1
23. I am comfortable asking questions in class.	54.9%	21.3%	33.6%	28.7%	11.5%	4.9%	3.55	122	1
24. Teachers provide time for students to discuss topics and learn from each other.	48.3%	9.2%	39.2%	40.0%	8.3%	3.3%	3.43	120	2
25. My teachers provide meaningful homework to reinforce my learning.	46.7%	9.8%	36.9%	36.9%	10.7%	5.7%	3.34	122	1

# DTSDE

Grades 9-12	SA/A	SA	A	S	D	SD	SS	Res	NA
26. My teachers use technology in most lessons (internet/SMART Board/computers).	71.9%	37.2%	34.7%	20.7%	7.4%	0.0%	4.02	121	2
27. I know what my teachers expect.	75.4%	25.4%	50.0%	21.3%	2.5%	0.8%	3.97	122	1
28. We have a positive classroom environment that supports learning.	63.1%	18.0%	45.1%	32.0%	2.5%	2.5%	3.74	122	1
29. My teachers help me keep track of my learning and assess my progress.	55.8%	12.5%	43.3%	36.7%	5.8%	1.7%	3.59	120	1
30. In class, we read and write every day.	66.4%	24.6%	41.8%	28.7%	1.6%	3.3%	3.83	122	1
31. My teachers motivate me to work hard and improve.	65.6%	18.9%	46.7%	26.2%	7.4%	0.8%	3.75	122	1
32. My teachers believe I can succeed.	76.2%	28.7%	47.5%	22.1%	0.8%	0.8%	4.02	122	1
33. My teachers involve all students in answering questions and sharing information during class.	62.3%	18.0%	44.3%	28.7%	6.6%	2.5%	3.69	122	1
34. My teachers explain things in different ways so that all students learn.	53.7%	10.7%	43.0%	33.1%	9.9%	3.3%	3.48	121	1
35. My teachers are available to meet or talk for extra help.	74.4%	24.0%	50.4%	17.4%	5.8%	2.5%	3.88	121	1
<b>TENET 5: STUDENT SOCIAL EMOTIONAL AND DEVELOPMENTAL HEALTH</b>									
36. My teachers care about me.	68.0%	21.3%	46.7%	23.0%	4.9%	4.1%	3.76	122	1
37. Our school has clear rules.	68.0%	28.7%	39.3%	24.6%	4.1%	3.3%	3.86	122	1
38. Our school deals effectively with bullying.	35.0%	11.1%	23.9%	33.3%	11.1%	20.5%	2.94	117	6
39. I feel welcomed and part of my school.	59.5%	20.7%	38.8%	23.1%	7.4%	9.9%	3.53	121	1
40. I have adults (counselor/social worker/guidance) to go to if I am having trouble.	76.0%	30.6%	45.5%	19.0%	2.5%	2.5%	3.99	121	1
41. Our school has clubs, activities, and events that interest students.	80.2%	38.8%	41.3%	14.0%	4.1%	1.7%	4.12	121	2
42. I am safe in my school.	62.3%	22.1%	40.2%	26.2%	5.7%	5.7%	3.67	122	1
43. Student behavior does not interfere with instruction during class time.	44.3%	7.4%	36.9%	32.8%	15.6%	7.4%	3.21	122	1
44. Most students in our school follow the school rules.	30.3%	6.6%	23.8%	37.7%	19.7%	12.3%	2.93	122	1
45. I have friends in school that I look forward to seeing.	77.0%	50.0%	27.0%	15.6%	5.7%	1.6%	4.18	122	1
<b>TENET 6: FAMILY AND COMMUNITY ENGAGEMENT</b>									
46. My teachers provide information to my family.	45.9%	11.5%	34.4%	40.2%	10.7%	3.3%	3.40	122	1
47. I talk with my family about how I am doing in school.	58.8%	23.5%	35.3%	26.9%	7.6%	6.7%	3.61	119	3
48. Our school report cards give my family specific information about my progress.	70.5%	25.4%	45.1%	21.3%	4.1%	4.1%	3.84	122	1
49. My family is actively involved in my education.	57.4%	26.2%	31.1%	30.3%	9.8%	2.5%	3.69	122	1
50. Our school has conferences for families, students, and teachers to talk.	71.3%	19.7%	51.6%	20.5%	4.9%	3.3%	3.80	122	1